

Primary 6

FPPS Connects

22 Mar 2024



Primary 6 Briefing for Parents

PROGRAMME OUTLINE

- ❖ **Key Programmes for the Level**
- ❖ **PSLE Matters, Direct School Admission (DSA) and Sec 1 Posting**
- ❖ **Parents' Briefing on Cyber wellness**
- ❖ **Full Subject-Based Banding in Sec Sch and Selection of Sec Sch**

Key Programmes for the Level



Key Programmes for the Levels

Primary 6

- P1 – P6 Leadership Training (T1)
- Education & Career Guidance Talks (T1)
- Museum-Based Learning Journey (T1 & T2)
- Growing Years Series (T2 & T4)
- Post-Exam Activities (T4)
 - CCE VIA
 - ALP
 - IP Post-Exam Activities
 - Sports & Aesthetics Activities
 - Transition to Sec Schs
 - Talks by Sec Schs
 - P6 Graduation Day

PSLE Matters

PSLE Timetable (updated as at 3 Feb 2025)

Date	Paper
13 -14 Aug 2025	Oral Examination
16 Sep 2025	Listening Comprehension
25 Sep 2025	English & Foundation English
26 Sep 2025	Mathematics & Foundation Mathematics
29 Sep 2025	Mother Tongue & Foundation Mother Tongue
30 Sep 2025	Science & Foundation Science
1 Oct 2025	Higher Mother Tongue

Taken from SEAB website: <https://www.seab.gov.sg/important-dates-for-candidates/>

PSLE SCORING BANDS

- a) **Reduces fine differentiation** of students' examination results at a young age
- Students with similar scores in each subject are grouped into wider scoring bands measured in 8 ALs.
- b) **Reflects a student's individual level of achievement**
- Students' ALs for each subject reflect their level of achievement, rather than how they have performed relative to their peers.

AL	RAW MARK RANGE
1	≥ 90
2	85 – 89
3	80 – 84
4	75 – 79
5	65 – 74
6	45 – 64
7	20 – 44
8	< 20

GRADING OF FOUNDATION SUBJECTS

- Foundation subject grades are graded in scoring bands from AL A to AL C.
- To derive a student's overall PSLE Score for S1 Posting, **AL A to AL C** for Foundation level subjects are mapped to **AL 6 to AL 8** of Standard level subjects respectively.

FOUNDATION LEVEL AL	FOUNDATION RAW MARK RANGE	EQUIVALENT STANDARD LEVEL AL
A	75 – 100	6
B	30 – 74	7
C	< 30	8

4 SUBJECT ALs WILL BE ADDED TO FORM THE OVERALL PSLE SCORE

- The PSLE Score can range from 4 to 32, with 4 being the best

ENGLISH LANGUAGE AL3

MOTHER TONGUE LANGUAGE AL2

MATHEMATICS AL1

SCIENCE AL2


PSLE SCORE : AL8

MOE will post students to secondary school through three Posting Groups – Posting Groups 1, 2, and 3.

PSLE Score	Posting Group(s)	Indicative level for most subjects at start of Secondary 1
4 - 20	3	G3
21 - 22	2 or 3	G2 or G3
23 - 24	2	G2
25	1 or 2	G1 or G2
26 - 30 (with AL7 or better in EL and MA)	1	G1

FIND OUT MORE ON THE PSLE-FSBB MICROSITE

<https://www.moe.gov.sg/microsites/psle-fsbb/index.html>



Direct School Admission (DSA)

What is DSA-Sec?

DSA-Sec seeks to broaden the recognition of talents and achievements beyond academic grades.

DSA-Sec allows P6 students to apply to certain secondary schools before taking PSLE.

Students apply to DSA-Sec based on their talent in sports, CCAs and specific academic areas.

DIRECT SCHOOL ADMISSION (DSA)

Some talent areas for DSA Application:

- Sports and games
- Visual, literary and performing arts
- Debate and public speaking
- Science, Mathematics and engineering
- Languages and Humanities
- Uniformed groups
- Leadership

Use **SchoolFinder** to explore the list of schools and programmes for Direct School Admission.

Important to take note of the following on DSA-Sec:

- If your child is admitted to a secondary school through DSA-Sec, they are not allowed to:
- Submit school choices during the Secondary 1 (S1) posting process.
- Transfer to another school. They must commit to their chosen school for the duration of the programme.

SCHOOLS THAT ONLY PARTICIPATE IN DSA-SEC

The following specialised independent schools accept students **only through the DSA-Sec process**:

1. **NUS High School of Mathematics and Science**
2. **School of Science and Technology (SST)**
3. **School of the Arts (SOTA)**

SCHOOL THAT ONLY CONDUCTS SCHOOL-BASED ADMISSION

The following specialised independent school only accepts students through its **own admission process**:

- **Singapore Sports School**

Refer to the school's website for information on its application process and timeline.

Should my child go for DSA-Sec?

- **Consider carefully your child's strengths and interests, and the secondary school's programmes and their ability to develop specific talent.**




TIPS FOR PARENTS FOR DSA

Have regular conversations with your child to understand more about his/her interests and aspirations.

Manage your own expectations and do not project these expectations onto your child.


Be open and flexible when discussing your child's preferences, needs and choices.



Affirm your child and offer support when he/she shares his/her plans with you.

FIND OUT MORE ON THE DSA-SEC MICROSITE!

<https://www.moe.gov.sa/secondary/dsa>





Secondary 1

Posting

PSLE SCORE RANGES FOR ALL SECONDARY SCHOOLS

- . Use the PSLE Score ranges as a reference alongside other important factors, such as the school's distinctive programmes, Co-Curricular Activities (CCA), culture, ethos, and proximity to home when shortlisting school choices that would best fit a student's educational needs.

PSLE SCORE RANGES FOR ALL SECONDARY SCHOOLS

- The 2024 PSLE Score ranges for individual secondary schools will be available for your reference on <https://moe.gov.sg/schoolfinder> and <https://go.gov.sg/exploreschools>.
- They reflect the PSLE scores of the student posted into these schools at the 2024 S1 Posting Exercise.

PSLE SCORE RANGES FOR ALL SECONDARY SCHOOLS


- A school's PSLE Score range (including Cut-Off-Point) for a particular year is not pre-determined before the posting, and may vary from year to year, depending on the cohort's PSLE results and their school choices in that year's S1 Posting Exercise.

PSLE SCORE RANGES FOR ALL SECONDARY SCHOOLS

SchoolFinder Tool



<https://www.moe.gov.sg/schoolfinder>



A screenshot of the Ministry of Education (MOE) SchoolFinder website. The page features a navigation bar with links for 'Education levels', 'Financial matters', 'Education in SG', 'Newsroom', 'Careers', and 'About MOE'. A search bar is located in the top right corner. The main heading is 'SchoolFinder', which is highlighted with a red box. Below the heading is a description: 'Explore schools based on their distance from your home, locations, CCAs, subjects and programmes offered.' A search bar is highlighted with a red box, containing a dropdown menu set to 'Secondary' and a search button labeled 'SEARCH'. Below the search bar, there are filter options under 'Criteria', including 'Location' with a 'Clear all' button. The results section shows 'Secondary schools' and 'Showing 147 Secondary schools'. The page is updated as of 11 Jan 2024.

PSLE SCORE RANGES FOR ALL SECONDARY SCHOOLS

MySkillsFuture
Student Portal (Primary)



<https://go.gov.sg/exploreschools>

A screenshot of the MySkillsFuture website's 'Explore Schools' page. The page features a navigation menu with 'Education Guide' and 'Help' highlighted. Below the menu, there are links for 'Singapore Education Landscape (Graduating Cohorts up to AY2026)', 'Singapore Education Landscape (Sec 1 Cohorts from AY2024)', 'Explore Schools', and 'Calendar of Events'. The main content area has a green background with a schoolhouse illustration and a magnifying glass. It includes the heading 'Explore Schools' and the instruction 'Search by school type or school name to find out more'. A search bar with the placeholder 'Search by Keyword' and a search icon is present, along with an 'Advanced Search' link. The MySkillsFuture logo and navigation links like 'About', 'Career Quest', and 'World of Work' are visible at the top.



Tips for Parents to Support your child

What can parents do?

1. Increase in demand on cognitive load

- Ensure your child develops discipline and habit of completing homework and revising
- Co-create a conducive environment for completing homework and revising
- Praise effort, not the results
- Celebrate small successes to motivate and build self-esteem

What can parents do?

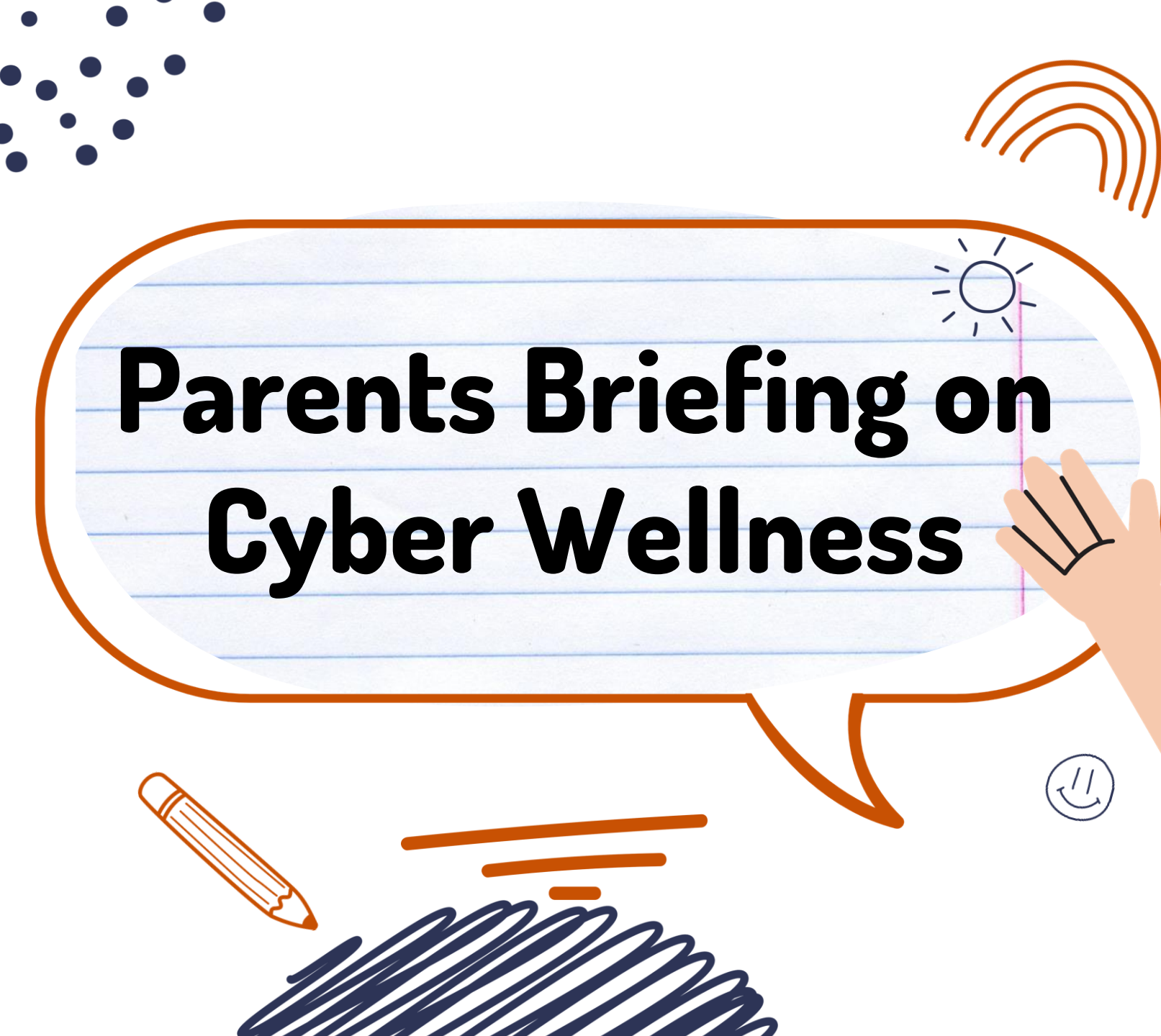
2. Increase in demand on pupils' self-management

- Teach your child organizational skills.
- Guide your child to be adaptable.
- Give your child some responsibilities at home.
- Let your child bear the satisfaction/ consequences if they have/have not been responsible.


What can parents do?

3. Coping with personal issues

- Have daily (regular) conversations with your child
- Consider asking questions like these:
 - ✓ What went well for you in school today?
 - ✓ What questions did you ask your teachers today?
- You are his/her primary support
- Be physically, emotionally, psychologically present
- Listen and try to understand, weigh our words



Parents Briefing on Cyber Wellness



Did you know?

67% of children aged seven to nine in Singapore use smartphones every day, and are active on social media



DEVICES USED DAILY BY CHILDREN (%)

	Overall	Aged 7 to 9	Aged 10 to 12	Aged 13 to 16
Smartphone	84	67	85	98
Personal laptop	32	13	30	51
Family laptop	36	44	37	27
Tablet/iPad	52	65	51	40
Others	5	7	5	5

Source: The Straits Times, 7 Feb 2021

Age when they started using social media

Current age/ Starting age	Overall	Age 7 to 9 years old	Age 10 to 12 years old	Age 13 to 16 years old
3 years old or below	9%	17%	6%	4%
4-6 years old	25%	42%	24%	11%
7-9 years old	39%	41%	46%	31%
10-12 years old	22%	NA	24%	40%
13-16 years old	5%	NA	NA	14%

Parents may not be aware of the online risks


Parents might not be aware, but...

1 in 3 children has chatted with strangers online

1 in 3 children has been exposed to pornographic materials


1 in 4 children has overshared their personal information

Source: MLC-TOUCH Parent Child Poll Findings, 22 Aug 2023



What is Cyber Wellness?



- **Cyber Wellness** is about our students being **able to navigate** the **cyber space safely**.
 - This is **done through our curriculum** which aims to
 - **equip students** with the **knowledge and skills to harness** the power of Information and Communication Technology **(ICT)** for **positive purposes**;
 - **maintain a positive presence** in cyberspace; and
 - **be safe and responsible users** of ICT.
- 

What will students learn about Cyber Wellness during CCE (FTGP) lessons?

During CCE(FTGP)* lessons, students will be taught:

Basic online safety rules

- Talking to only people you know

Importance of a balanced lifestyle

- in exercise, sleep and screen time for health and well-being

Protecting personal information

- Understand the risks of disclosing personal information

*Character and Citizenship Education(Form Teacher Guidance Period)

Whom Can I Trust Online? 1 Date: _____

Stages of Friendship

There are different stages of friendship. Fill in the boxes with the helping words below.

Acquaintances Close Friends Strangers Friends

4 _____

- People whom I feel very comfortable talking to in person
- People who share similar values, beliefs and goals

3 _____

- People whom I talk to quite often in person
- People who share common interests and activities

2 _____

- People I know but not very well
- People that I say hello to when I bump into them

1 _____

- People I do not know and have not met before
- People I have not talked to before

8 Understand and Care for Myself

E.g. Middle Primary Lesson on Who can I Trust Online

What will students learn about Cyber Wellness during CCE (FTGP) lessons?

● Cyber Contacts

- Understand that the profiles of strangers that we see online may not be their real identities
- Recognise the dangers of chatting with strangers online

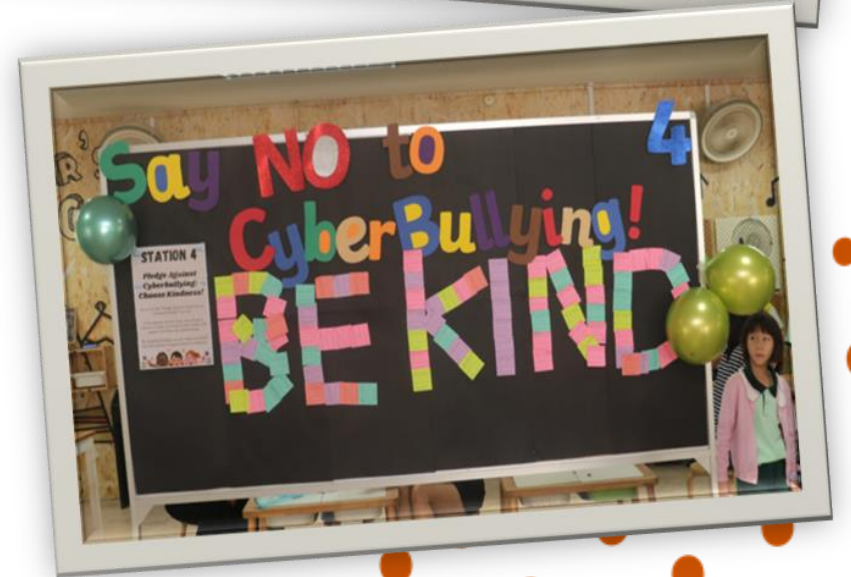
- Parents are strongly encouraged to participate in the **“Family Time”** activities in the CCE (FTGP) Journal with your children to reinforce the key cyber wellness messages at home



E.g. Family Time in the lesson on Staying Safe in the Cyberworld

What other Cyber Wellness programmes do we have for our students?

- P3 to P6 Cyber Wellness Ambassadors Training Programme
- Safer Internet Day 2025
- Assembly talks on cyber-related issues conducted by external vendors (e.g., TOUCH Cyber Wellness, CSA, Singapore Neighbourhood Police).
- Timely cyber wellness reminders for students during morning assembly
- Post-exam cyber wellness poster design competition



How can parents help their child develop good digital habits?

- As parents/guardians, you play a significant role in helping your child establish healthy digital habits, and learn to use technology in a positive and meaningful way.
- Here are some ways:
 - **Role model good digital habits** for your child/ward (e.g. parents/guardians not using devices during mealtimes).
 - **Have regular conversations with your child** to better understand what they do online, how to stay safe and how to use technology in a responsible manner.
 - **Discuss and develop a timetable with your child** to moderate their time spent on screens.
- For more content to support your parenting in the digital age and more, please scan the QR code at the top right-hand corner to access the *Parenting for Wellness* Toolbox for Parents.

Page 1 of 2

Navigating the Digital Age

Helping Your Child
**Manage Device Use
& Stay Safe Online**



Develop a Family Screen Use Plan

- A family screen use plan consists of screen use rules, their consequences and screen-free activities that the family can engage in.
- As a family, create your screen use rules by discussing and agreeing on expectations of screen use and the consequences of breaking these rules clearly.

Your screen use rules can include:

-  Device-free times and places
-  Time limit for devices

- "What are some suggestions on when and where devices should not be used?"
- "What should we do if we break our agreement?"
- Decide as a family what screen-free activities you want to engage in, like going outdoors, playing sports or playing board games together.
- "What screen-free activities do you think we can do together?"
- Engaging your child in the process of creating screen use rules and inviting them to suggest activities to do together helps increase their ownership of the whole family screen use plan.
- "What do you think of our screen use rules?"

Role Model Behaviours and Have Open Conversations

- Be consistent in role modelling positive screen use behaviours and habits.
- Engage your child in open conversations about their online activities, how to navigate the online space and its associated challenges. For example:
 - State observation: "I noticed you have been spending a lot of time on your device."
 - Ask open-ended questions: "What do you usually do on your device?"



© 2024 Government of Republic of Singapore. Part of these resources were adapted from the Parenting Strategies Program (<https://www.parentingstrategies.net>) and the Partners in Parenting (PIP) Program in Australia in consultation with the Program Lead, Professor Maria Yap from Monash University. Use of the material from the PIP Program is governed by the terms of the Creative Commons Attribution-ShareAlike 4.0 International License, found at <https://creativecommons.org/licenses/by-sa/4.0/>. Your attention is drawn to Section 5 of the terms of the said license.

How can parents better communicate with their child on digital habits and matters?

Providing a safe space for conversations	<ul style="list-style-type: none">• It can be challenging to grapple with uncomfortable feelings and negative thoughts.• Children may hesitate to share their true thoughts and feelings with their parents, as they may fear being judged or misunderstood.• You can let your child know that it is normal to feel or think the way they do, and that they can feel safe expressing themselves with you.
Role modelling respectful conversations	<ul style="list-style-type: none">• When your child learns to engage in respectful conversations, they become a better communicator and friend.• Parents are in the best position to role model these skills through daily interactions with your child.• Listen to understand, instead of listening in order to give advice and offer solutions.
Have regular and open conversations	<ul style="list-style-type: none">• Have regular conversations to better understand what your child does online.<ul style="list-style-type: none">• Is it school work or are they engaging in recreational activities?• For example:<ul style="list-style-type: none">• State observation: “I noticed you have been spending a lot of time on your device.”• Ask open-ended questions: “What do you usually do on your device?”• Communicate your actions and rationale. Let your child know you care for them and want them to be safe online.

How can parents better support their child's digital habits?

Achieving balanced screen time

- **Screen time** refers to the amount of time spent using devices each day. Having some screen time can be beneficial, such as when your child uses devices to learn and connect with others.
- However, it is important to be aware that **spending an excessive amount of time using devices is unhealthy**, as it is associated with insufficient good quality sleep, sedentary behaviours, increased obesity, and poorer mental health and well-being.
- **Discuss and develop a timetable** with your child to moderate their time spent on screens.
- **Children aged 7 – 12 should have consistent screen time limits.**

Using parental controls to manage device use and stay safe online

- **Parental controls** refer to a group of settings that put you **in control of what your child can see and do on a device or online**.
- Such **controls can allow you to supervise and monitor your child's online activities and protect them** from inappropriate content, online sexual grooming, cyberbullying and other online risks.
- **Parental control settings can be used to monitor and limit screen time** as agreed with the child.

Scan QR code to download the Ministry of Health's Guidance on Screen Use in Children for more information.

